




Technical Specifications



Kabira Mobility



				
MODEL NAME	KM3000	KM3000-V	KM4000	KM4000-V
<h2>Performance</h2> <p>PEAK POWER</p> <p>NOMINAL POWER</p> <p>MAX TORQUE</p> <p>TOP SPEED</p> <p>ACCELERATION (0-40)</p> <p>ACCELERATION (0-60)</p> <p>ACCELERATION (0-100)</p> <p>MAXIMUM GRADEABILITY</p> <p>RIDING MODES</p> <p>CERTIFIED RANGE</p> <p>FIELD RANGE (ECO MODE)</p> <p>FIELD RANGE (CITY MODE)</p> <p>FIELD RANGE (SPORTS MODE)</p> <p>POWERTRAIN</p> <p>MOTOR CONTROLLER</p> <p>CRUISE CONTROL</p> <p>REGENERATIVE BRAKING</p>				
	12 kW	12 kW	12 kW	12 kW
	5 kW	5 kW	5 kW	5 kW
	192 nM	192 nM	192 nM	192 nM
	120 km/h	120 km/h	120 km/h	120 km/h
	2.9 s	2.9 s	2.9 s	2.9 s
	4.5 s	4.5 s	4.5 s	4.5 s
	9.5 s	9.5 s	9.5 s	9.5 s
	16°	16°	16°	16°
	ECO, CITY, SPORTS, PARKING, REVERSE			
	178 km	201 km	178 km	201 km
	130 km	188 km	130 km	188 km
	110 km	150 km	110 km	150 km
	80 km	120 km	80 km	120 km
	IN-HUB MOTOR GEN5 CORE ALUMINIUM ALLOY DESIGN DUAL HALL SENSORS MULTIPLE HIGH PRECISION TEMPERATURE SENSOR IP67 MOTOR HUB DESIGN GEN5 THERMAL MANAGEMENT ON MOTOR			
	GEN5 MCU AUTOMOTIVE FIRST GEN 3 FLOATING POWER DELIVERY DUAL MODE POWER REGENERATION SMART WIRE CONTROLLED ACCELERATION GEN 5 SAFETY MECHANICAL & ELECTRICALLY CONTROLLED IP67 WATERPROOF DESIGN			
			YES	
			YES	
<h2>Battery Pack</h2> <p>BATTERY PACK</p> <p>ENERGY CAPACITY</p> <p>INGRESS PROTECTION</p> <p>PACK CASING</p> <p>BMS TYPE</p> <p>COMPLIANCE</p>				
	MODULAR DESIGN - CELL TO MODULE TO PACK			
	4.1 kWh	5.15 kWh	4.1 kWh	5.15 kWh
	IP67			
	ALUMINIUM CASING			
	SMART BATTERY MANAGEMENT SYSTEM ASIL-B SAFETY COMPLIANCE / ISO 26262 COMPLIANCE IP67 MODULAR PACK DESIGN GEN 5 OPTIMISED BATTERY CHARGING PREDICTIVE MAINTENANCE FAIL SAFE DESIGN OF BATTERY PACK AIS156 BATTERY PACK COMPLIANCE			
<h2>Charger</h2> <p>CHARGER TYPE</p> <p>CHARGER CAPACITY</p> <p>0-60%</p> <p>0-100%</p> <p>FAST CHARGING</p>				
			ON-BOARD CHARGER	
			1500 w	
			60 mins	
	180 mins	200 mins	180 mins	200 mins
			YES	
<h2>Vehicle and Frame</h2> <p>CHARGING PORT</p> <p>LENGTH</p> <p>WIDTH</p> <p>HEIGHT</p> <p>WHEELBASE</p> <p>GROUND CLEARANCE</p> <p>SEAT HEIGHT</p> <p>KERB WEIGHT</p> <p>WATER WADING LIMIT</p> <p>FRUNK STORAGE CAPACITY</p> <p>FRONT SUSPENSION</p> <p>REAR SUSPENSION</p> <p>FRAME</p> <p>SWING ARM</p> <p>SIDE STAND</p> <p>FRONT TYRE</p> <p>REAR TYRE</p>				
			PROPRIETARY	
			2080 mm	
			702 mm	
			1141 mm	
			1412 mm	
			175 mm	
			815 mm	
			152 kg	
			200 mm	
			13 ltr	
			TELESCOPIC FORKS FRONT SUSPENSION	
			MONOSHOCK REAR SUSPENSION	
			DIAMOND STEEL TUBE FRAME	
	STEEL TUBE	ALUMINIUM ALLOY	STEEL TUBE	ALUMINIUM ALLOY
			FORGED STEEL	
	110/70-R17	110/70-R17	110/70-R17	110/70-R17
	140/60-R17	190/55-17	140/60-R17	190/55-17
<h2>Safety</h2> <p>BRAKING SYSTEM</p> <p>REGENERATIVE BRAKING</p> <p>FRONT BRAKE</p> <p>FRONT DISC</p> <p>REAR BRAKE</p> <p>REAR DISC</p>				
			DUAL CHANNEL CBS	
			DUAL MODE REGENERATION SYSTEM	
			TRIPLE PISTON BRAKE ASSEMBLY	
			320 mm	
			SINGLE PISTON FLOATING BRAKE ASSEMBLY	
			230 mm	
<h2>Design</h2> <p>HEADLAMP</p> <p>FRONT INDICATORS</p> <p>TAIL LAMP</p> <p>REAR INDICATORS</p> <p>SAREE GUARD</p>				
	PROJECTOR	PROJECTOR	LED	LED
			LED	
			LED	
			LED	
			YES	
<h2>Connectivity</h2> <p>DASHBOARD</p> <p>INGRESS PROTECTION</p> <p>BLUETOOTH</p> <p>MOBILE APP</p> <p>THEMES</p> <p>TPMS</p> <p>IOT DEVICE</p> <p>FOTA</p>				
			SMART 5" TFT DASHBOARD	
			IP66	
			YES	
			YES	
			LIGHT & DARK MODE	
			YES - BLE CONNECTED TPMS	
			YES - 4G CONNECTED JIO POWERED	
			YES	
<h2>Warranty</h2> <p>VEHICLE WARRANTY</p> <p>CHARGER WARRANTY</p> <p>BATTERY WARRANTY</p> <p>MOTOR WARRANTY</p>				
			3 YEARS OR 30000 KMS	
			1 YEAR OR 10000 KMS; EXTENDED WARRANTY UPTO 08 YEARS OR 80000 KMS*	
			3 YEARS OR 30000 KMS; EXTENDED WARRANTY UPTO 08 YEARS OR 80000 KMS*	
			1 YEAR OR 10000 KMS; EXTENDED WARRANTY UPTO 08 YEARS OR 80000 KMS*	